



WÜRZ ENERGY WÜRZ WELTCUP
RENNRODELN auf NATURBAHN 2010/11
UNTERAMMERGAU (GER)
11.02. - 13.02.2011



| Rennkomitee - racing committee | Technische Daten - Technical Specifications |
|---|---|
| FIL-Delegierter-Representative FIL : JUD Alfred | NATURRODELBAHN - TRACK |
| World Cup coordinator : WURZER Herbert | SCHERENAUER STRASSE |
| Jury-Vorsitzender : ROWOLD Oliver GER | Start, Seehöhe - Start, altitude : 999 m |
| Jury : SCHILLER Heinz AUT | Ziel, Seehöhe - Finish, altitude : 834 m |
| Jury : DE NICOLO Walter ITA | Höhenunterschied - difference of altitude : 165 m |
| Tech.Delegierter - Tech.Delegate : HELLWEGER Ludwig ITA | Streckenlänge - length of course : 1.100 m |
| Rennleiter - Racing Director : NOLL Hans | durschnittliches Gefälle -Average gap : 15 % |
| Startleiter - Starting Controller : BESCHTA Franz | |
| Zielleiter - Finish Controller : HAMMER Siegfried sen. | |
| Bahnchef - Chief of track : SPINDLER Ludwig | WSV Unterammergau 1924 e.V. |

Einsitzer HERREN - singles MEN
Offizielles Ergebnis - official results

| Rng Rnk | Stn. Stn. | Teilnehmer Competitor | Nat Nat | Zwischen- und Sequenzzeiten Intermediate and sequence times | | | | Zielzeit Fin.time | Diff Diff | Pkt Pts |
|---------|-----------|--------------------------|---------|---|------------|--------------|---------------------|-------------------|-------------|------------|
| 1. | 4 | GRUBER Alex | | 1.L 03.29 (1) | 18.00 (2) | 0:44.03 (7) | 1:08.84 (2) | 0,20 | | |
| | | | | 14,71 (2) | 26,03 (9) | 24,81 (2) | | | | |
| | | | | 2.L 03.31 (1) | 18.39 (2) | 0:45.08 (6) | 1:11.11 (4) | 0,28 | | |
| | | | | 15,08 (3) | 26,69 (11) | 26,03 (4) | | | | |
| | | | | GS | | | | 2:19.95 | 0,00 | 100 |
| 2. | 27 | SCHWAB Gernot | | 1.L 03.38 (10) | 18.21 (9) | 0:43.96 (4) | 1:09.03 (6) | 0,39 | | |
| | | | | 14,83 (9) | 25,75 (2) | 25,07 (8) | | | | |
| | | | | 2.L 03.43 (12) | 18.61 (8) | 0:44.93 (2) | 1:10.96 (2) | 0,13 | | |
| | | | | 15,18 (7) | 26,32 (1) | 26,03 (3) | | | | |
| | | | | GS | | | | 2:19.99 | 0,04 | 85 |
| 3. | 30 | BLASBICHLER Anton | | 1.L 03.32 (2) | 17.97 (1) | 0:43.72 (1) | 1:08.90 (3) | 0,26 | | |
| | | | | 14,65 (1) | 25,75 (2) | 25,18 (11) | | | | |
| | | | | 2.L 03.34 (2) | 18.40 (3) | 0:45.01 (4) | 1:11.10 (3) | 0,27 | | |
| | | | | 15,06 (2) | 26,61 (7) | 26,09 (7) | | | | |
| | | | | GS | | | | 2:20.00 | 0,05 | 70 |
| 4. | 34 | BATKOWSKI Robert | | 1.L 03.39 (11) | 18.11 (4) | 0:43.99 (6) | 1:09.20 (7) | 0,56 | | |
| | | | | 14,72 (3) | 25,88 (7) | 25,21 (13) | | | | |
| | | | | 2.L 03.40 (9) | 18.50 (4) | 0:44.85 (1) | 1:10.83 (1) | 0,00 | | |
| | | | | 15,10 (4) | 26,35 (2) | 25,98 (2) | | | | |
| | | | | GS | | | | 2:20.03 | 0,08 | 60 |
| 5. | 35 | PIGNETER Patrick | | 1.L 03.40 (14) | 18.25 (12) | 0:43.86 (2) | 1:08.64 (1) | 0,00 | | |
| | | | | 14,85 (10) | 25,61 (1) | 24,78 (1) | | | | |
| | | | | 2.L 03.43 (12) | 18.62 (10) | 0:45.48 (11) | 1:11.55 (9) | 0,72 | | |
| | | | | 15,19 (10) | 26,86 (14) | 26,07 (6) | | | | |
| | | | | GS | | | | 2:20.19 | 0,24 | 55 |
| 6. | 31 | SCHOPF Thomas | | 1.L 03.36 (6) | 18.12 (5) | 0:43.97 (5) | 1:08.91 (4) | 0,27 | | |
| | | | | 14,76 (6) | 25,85 (5) | 24,94 (4) | | | | |
| | | | | 2.L 03.41 (10) | 18.61 (8) | 0:45.06 (5) | 1:11.59 (10) | 0,76 | | |
| | | | | 15,20 (11) | 26,45 (4) | 26,53 (13) | | | | |
| | | | | GS | | | | 2:20.50 | 0,55 | 50 |

13.02.2011

UNTERAMMERGAU (GER)

Seite/Page 1 von/from 5

RODELAUSWERTUNGSPROGRAMM V.2010 © MALL Karl
www.sportedv.com

Lizenz : Fédération Internationale de Luge de Course (FIL)

Zeitmessung: Gindhart Thomas
 Auswertung : SPORTEDV MALL Karl

www.fil-luge.org





WÜRZ ENERGY WELTCUP

RENNRODELN auf NATURBAHN 2010/11

UNTERAMMERGAU (GER)

Einsitzer HERREN - singles MEN

Offizielles Ergebnis - official results



| Rng Rnk | Stn. Stn. | Teilnehmer Competitor | Nat Nat | Zwischen- und Sequenzzeiten Intermediate and sequence times | | | | Zielzeit Fin.time | Diff Diff | Pkt Pts |
|------------|--------------|------------------------------|--|--|------------|--------------|---------------------|----------------------|--------------|------------|
| 7. | 21 | BREITENBERGER Florian |  ITA | 1.L 03.36 (6) | 18.22 (10) | 0:44.18 (9) | 1:09.25 (8) | 0,61 | | |
| | | | | 14,86 (11) | 25,96 (8) | 25,07 (8) | | | | |
| | | | | 2.L 03.35 (3) | 18.54 (7) | 0:44.98 (3) | 1:11.38 (7) | 0,55 | | |
| | | | | 15,19 (9) | 26,44 (3) | 26,40 (11) | | | | |
| | | | | GS | | | 2:20.63 | 0,68 | 46 | |
| 8. | 11 | MAURER Georg |  GER | 1.L 03.37 (8) | 18.17 (8) | 0:44.36 (12) | 1:09.42 (10) | 0,78 | | |
| | | | | 14,80 (7) | 26,19 (13) | 25,06 (7) | | | | |
| | | | | 2.L 03.44 (14) | 18.62 (10) | 0:45.22 (9) | 1:11.27 (6) | 0,44 | | |
| | | | | 15,18 (8) | 26,60 (6) | 26,05 (5) | | | | |
| | | | | GS | | | 2:20.69 | 0,74 | 42 | |
| 9. | 28 | CLARA Florian |  ITA | 1.L 03.39 (11) | 18.32 (13) | 0:44.49 (14) | 1:09.48 (12) | 0,84 | | |
| | | | | 14,93 (15) | 26,17 (12) | 24,99 (5) | | | | |
| | | | | 2.L 03.36 (4) | 18.64 (12) | 0:45.30 (10) | 1:11.22 (5) | 0,39 | | |
| | | | | 15,28 (14) | 26,66 (8) | 25,92 (1) | | | | |
| | | | | GS | | | 2:20.70 | 0,75 | 39 | |
| 10. | 29 | KAMMERLANDER Gerald |  AUT | 1.L 03.35 (4) | 18.24 (11) | 0:44.47 (13) | 1:09.73 (14) | 1,09 | | |
| | | | | 14,89 (12) | 26,23 (14) | 25,26 (15) | | | | |
| | | | | 2.L 03.36 (4) | 18.53 (5) | 0:45.20 (8) | 1:11.40 (8) | 0,57 | | |
| | | | | 15,17 (6) | 26,67 (10) | 26,20 (9) | | | | |
| | | | | GS | | | 2:21.13 | 1,18 | 36 | |
| 11. | 22 | BATKOWSKI Florian |  AUT | 1.L 03.42 (16) | 18.34 (14) | 0:44.12 (8) | 1:09.37 (9) | 0,73 | | |
| | | | | 14,92 (14) | 25,78 (4) | 25,25 (14) | | | | |
| | | | | 2.L 03.39 (8) | 18.66 (13) | 0:45.19 (7) | 1:12.17 (12) | 1,34 | | |
| | | | | 15,27 (13) | 26,53 (5) | 26,98 (19) | | | | |
| | | | | GS | | | 2:21.54 | 1,59 | 34 | |
| 12. | 16 | GRAUSAM Marcus |  GER | 1.L 03.42 (16) | 18.14 (6) | 0:44.25 (11) | 1:09.46 (11) | 0,82 | | |
| | | | | 14,72 (4) | 26,11 (11) | 25,21 (12) | | | | |
| | | | | 2.L 03.48 (16) | 18.69 (14) | 0:45.50 (12) | 1:12.18 (13) | 1,35 | | |
| | | | | 15,21 (12) | 26,81 (13) | 26,68 (15) | | | | |
| | | | | GS | | | 2:21.64 | 1,69 | 32 | |
| 12. | 33 | RESCH Rudi |  ITA | 1.L 03.35 (4) | 18.10 (3) | 0:43.95 (3) | 1:08.98 (5) | 0,34 | | |
| | | | | 14,75 (5) | 25,85 (6) | 25,03 (6) | | | | |
| | | | | 2.L 03.36 (4) | 18.32 (1) | 0:46.34 (18) | 1:12.66 (16) | 1,83 | | |
| | | | | 14,96 (1) | 28,02 (21) | 26,32 (10) | | | | |
| | | | | GS | | | 2:21.64 | 1,69 | 32 | |
| 14. | 25 | KIERSPEL Bjoern |  GER | 1.L 03.43 (18) | 18.34 (14) | 0:44.70 (15) | 1:09.82 (15) | 1,18 | | |
| | | | | 14,91 (13) | 26,36 (15) | 25,12 (10) | | | | |
| | | | | 2.L 03.51 (19) | 18.91 (17) | 0:45.58 (13) | 1:12.10 (11) | 1,27 | | |
| | | | | 15,40 (17) | 26,67 (9) | 26,52 (12) | | | | |
| | | | | GS | | | 2:21.92 | 1,97 | 28 | |
| 15. | 24 | JEDRZEJKO Adam |  POL | 1.L 03.37 (8) | 18.43 (17) | 0:44.98 (16) | 1:09.90 (16) | 1,26 | | |
| | | | | 15,06 (18) | 26,55 (16) | 24,92 (3) | | | | |
| | | | | 2.L 03.42 (11) | 18.84 (15) | 0:46.10 (15) | 1:12.19 (14) | 1,36 | | |
| | | | | 15,42 (18) | 27,26 (16) | 26,09 (7) | | | | |
| | | | | GS | | | 2:22.09 | 2,14 | 26 | |

13.02.2011

UNTERAMMERGAU (GER)

Seite/Page 2 von/from 5

RODELAUSWERTUNGSPROGRAMM V.2010 © MALL Karl
www.sportedv.com

Lizenz : Fédération Internationale de Luge de Course (FIL)

Zeitmessung: Gindhart Thomas
Auswertung : SPORTEDEV MALL Karl

www.fil-luge.org





WÜRZ ENERGY WELTCUP

RENNRODELN auf NATURBAHN 2010/11

UNTERAMMERGAU (GER)

Einsitzer HERREN - singles MEN

Offizielles Ergebnis - official results



| Rng Rnk | Stn. Stn. | Teilnehmer Competitor | Nat Nat | Zwischen- und Sequenzzeiten Intermediate and sequence times | | | | Zielzeit Fin.time | Diff Diff | Pkt Pts |
|------------|--------------|--------------------------|--|--|------------|--------------|---------------------|----------------------|--------------|------------|
| 16. | 32 | SCHEIKL Michael |  AUT | 1.L 03.32 (2) | 18.15 (7) | 0:44.21 (10) | 1:09.49 (13) | 0,85 | | |
| | | | | | 14,83 (8) | 26,06 (10) | 25,28 (16) | | | |
| | | | | 2.L 03.38 (7) | 18.53 (5) | 0:46.50 (20) | 1:14.02 (20) | 3,19 | | |
| | | | | 15,15 (5) | 27,97 (20) | 27,52 (24) | | | | |
| | | | | GS | | | 2:23.51 | 3,56 | 25 | |
| 17. | 6 | MEGLIC Miha |  SLO | 1.L 03.48 (22) | 18.68 (20) | 0:45.30 (17) | 1:11.19 (19) | 2,55 | | |
| | | | | | 15,20 (20) | 26,62 (17) | 25,89 (19) | | | |
| | | | | 2.L 03.53 (24) | 19.16 (21) | 0:45.93 (14) | 1:12.64 (15) | 1,81 | | |
| | | | | 15,63 (21) | 26,77 (12) | 26,71 (16) | | | | |
| | | | | GS | | | 2:23.83 | 3,88 | 24 | |
| 18. | 17 | WICHAN Christian |  GER | 1.L 03.48 (22) | 18.69 (21) | 0:45.38 (19) | 1:10.96 (17) | 2,32 | | |
| | | | | | 15,21 (21) | 26,69 (18) | 25,58 (18) | | | |
| | | | | 2.L 03.55 (27) | 19.05 (19) | 0:46.21 (16) | 1:13.08 (18) | 2,25 | | |
| | | | | 15,50 (19) | 27,16 (15) | 26,87 (18) | | | | |
| | | | | GS | | | 2:24.04 | 4,09 | 23 | |
| 19. | 18 | NEMC Matic |  SLO | 1.L 03.45 (19) | 18.42 (16) | 0:45.37 (18) | 1:11.47 (20) | 2,83 | | |
| | | | | | 14,97 (16) | 26,95 (19) | 26,10 (22) | | | |
| | | | | 2.L 03.52 (21) | 18.91 (17) | 0:46.29 (17) | 1:12.87 (17) | 2,04 | | |
| | | | | 15,39 (16) | 27,38 (18) | 26,58 (14) | | | | |
| | | | | GS | | | 2:24.34 | 4,39 | 22 | |
| 20. | 26 | TALIKH Juri |  RUS | 1.L 03.49 (27) | 18.51 (18) | 0:45.67 (21) | 1:10.99 (18) | 2,35 | | |
| | | | | | 15,02 (17) | 27,16 (22) | 25,32 (17) | | | |
| | | | | 2.L 03.52 (21) | 18.86 (16) | 0:47.52 (22) | 1:14.23 (21) | 3,40 | | |
| | | | | 15,34 (15) | 28,66 (27) | 26,71 (16) | | | | |
| | | | | GS | | | 2:25.22 | 5,27 | 21 | |
| 21. | 23 | WANICZEK Damian |  POL | 1.L 03.41 (15) | 18.54 (19) | 0:45.50 (20) | 1:11.49 (21) | 2,85 | | |
| | | | | | 15,13 (19) | 26,96 (20) | 25,99 (20) | | | |
| | | | | 2.L 03.53 (24) | 19.07 (20) | 0:46.38 (19) | 1:13.75 (19) | 2,92 | | |
| | | | | 15,54 (20) | 27,31 (17) | 27,37 (23) | | | | |
| | | | | GS | | | 2:25.24 | 5,29 | 20 | |
| 22. | 19 | KOVSHIK Stanislav |  RUS | 1.L 03.48 (22) | 19.29 (23) | 0:46.36 (23) | 1:12.55 (23) | 3,91 | | |
| | | | | | 15,81 (23) | 27,07 (21) | 26,19 (23) | | | |
| | | | | 2.L 03.49 (17) | 19.25 (22) | 0:47.21 (21) | 1:15.00 (22) | 4,17 | | |
| | | | | 15,76 (22) | 27,96 (19) | 27,79 (26) | | | | |
| | | | | GS | | | 2:27.55 | 7,60 | 19 | |
| 23. | 13 | LASZCZAK Andrzej |  POL | 1.L 03.46 (21) | 18.94 (22) | 0:46.24 (22) | 1:12.33 (22) | 3,69 | | |
| | | | | | 15,48 (22) | 27,30 (23) | 26,09 (21) | | | |
| | | | | 2.L 03.53 (24) | 19.35 (23) | 0:47.89 (23) | 1:15.49 (23) | 4,66 | | |
| | | | | 15,82 (23) | 28,54 (24) | 27,60 (25) | | | | |
| | | | | GS | | | 2:27.82 | 7,87 | 18 | |
| 24. | 12 | SAVOV Petar |  BUL | 1.L 03.48 (22) | 19.54 (25) | 0:47.46 (24) | 1:14.41 (24) | 5,77 | | |
| | | | | | 16,06 (25) | 27,92 (24) | 26,95 (26) | | | |
| | | | | 2.L 03.51 (19) | 19.69 (24) | 0:48.09 (24) | 1:15.93 (26) | 5,10 | | |
| | | | | 16,18 (24) | 28,40 (23) | 27,84 (27) | | | | |
| | | | | GS | | | 2:30.34 | 10,39 | 17 | |

13.02.2011

RODELAUSWERTUNGSPROGRAMM V.2010 © MALL Karl
www.sportedv.com

UNTERAMMERGAU (GER)

Lizenz : Fédération Internationale de Luge de Course (FIL)

www.fil-luge.org

Seite/Page 3 von/from 5

Zeitmessung: Gindhart Thomas
Auswertung : SPORTEDEV MALL Karl





WÜRZ ENERGY WELTCUP








RENNRODELN auf NATURBAHN 2010/11

UNTERAMMERGAU (GER)

Einsitzer HERREN - singles MEN

Offizielles Ergebnis - official results



| Rng Rnk | Stn. Stn. | Teilnehmer Competitor | Nat Nat | Zwischen- und Sequenzzeiten Intermediate and sequence times | | | | Zielzeit Fin.time | Diff Diff | Pkt Pts |
|------------|--------------|--------------------------|--|--|------------|------------|--------------|----------------------|--------------|------------|
| 25. | 15 | HYZNER Maryan |  UKR | 1.L | 03.48 (22) | 19.67 (26) | 0:48.19 (26) | 1:14.80 (26) | 6,16 | |
| | | | | | | 16,19 (26) | 28,52 (26) | | | |
| | | | | 2.L | 03.49 (17) | 20.14 (26) | 0:48.27 (25) | 1:15.56 (24) | 4,73 | |
| | | | | | | | | | | |
| | | | | GS | | | | 2:30.36 | 10,41 | 16 |
| 26. | 7 | SENYUK Ihor |  UKR | 1.L | 03.39 (11) | 19.41 (24) | 0:48.02 (25) | 1:14.62 (25) | 5,98 | |
| | | | | | | 16,02 (24) | 28,61 (27) | | | |
| | | | | 2.L | 03.47 (15) | 20.17 (27) | 0:49.00 (27) | 1:16.30 (27) | 5,47 | |
| | | | | | | | | | | |
| | | | | GS | | | | 2:30.92 | 10,97 | 15 |
| 27. | 5 | VERCHUK Andriy |  UKR | 1.L | 03.45 (19) | 19.72 (27) | 0:50.56 (30) | 1:19.43 (31) | 10,79 | |
| | | | | | | 16,27 (27) | 30,84 (31) | | | |
| | | | | 2.L | 03.52 (21) | 19.81 (25) | 0:48.42 (26) | 1:15.67 (25) | 4,84 | |
| | | | | | | | | | | |
| | | | | GS | | | | 2:35.10 | 15,15 | 14 |
| 28. | 14 | TOLOPKO Andri |  UKR | 1.L | 03.56 (32) | 20.32 (28) | 0:48.68 (27) | 1:16.22 (27) | 7,58 | |
| | | | | | | 16,76 (28) | 28,36 (25) | | | |
| | | | | 2.L | 03.74 (32) | 21.49 (29) | 0:51.07 (29) | 1:20.44 (29) | 9,61 | |
| | | | | | | | | | | |
| | | | | GS | | | | 2:36.66 | 16,71 | 13 |
| 29. | 9 | CODIN Cosmin |  ROU | 1.L | 03.54 (30) | 21.00 (29) | 0:49.95 (28) | 1:18.36 (28) | 9,72 | |
| | | | | | | 17,46 (29) | 28,95 (29) | | | |
| | | | | 2.L | 03.58 (28) | 21.19 (28) | 0:49.85 (28) | 1:19.88 (28) | 9,05 | |
| | | | | | | | | | | |
| | | | | GS | | | | 2:38.24 | 18,29 | 12 |
| 30. | 10 | MOROSAN Bogdan |  ROU | 1.L | 03.49 (27) | 21.35 (30) | 0:50.76 (31) | 1:19.10 (30) | 10,46 | |
| | | | | | | 17,86 (30) | 29,41 (30) | | | |
| | | | | 2.L | 03.58 (28) | 21.92 (30) | 0:51.94 (30) | 1:20.76 (30) | 9,93 | |
| | | | | | | | | | | |
| | | | | GS | | | | 2:39.86 | 19,91 | 11 |
| 31. | 8 | VILCAN Alexandru |  ROU | 1.L | 03.55 (31) | 21.74 (31) | 0:50.44 (29) | 1:18.85 (29) | 10,21 | |
| | | | | | | 18,19 (31) | 28,70 (28) | | | |
| | | | | 2.L | 03.72 (31) | 22.97 (31) | 0:52.47 (31) | 1:21.55 (31) | 10,72 | |
| | | | | | | | | | | |
| | | | | GS | | | | 2:40.40 | 20,45 | 10 |
| 32. | 1 | ANCHOV Georgi |  BUL | 1.L | 03.49 (27) | 24.95 (32) | 0:58.13 (32) | 1:29.08 (32) | 20,44 | |
| | | | | | | 21,46 (32) | 33,18 (32) | | | |
| | | | | 2.L | 03.62 (30) | 23.87 (32) | 0:56.28 (32) | 1:29.29 (32) | 18,46 | |
| | | | | | | | | | | |
| | | | | GS | | | | 2:58.37 | 38,42 | 9 |

13.02.2011

UNTERAMMERGAU (GER)

Seite/Page 4 von/from 5

RODELAUSWERTUNGSPROGRAMM V.2010 © MALL Karl
www.sportedv.com

Lizenz : Fédération Internationale de Luge de Course (FIL)

Zeitmessung: Gindhart Thomas
Auswertung : SPORTEDEV MALL Karl

www.fil-luge.org





WÜRZ ENERGY WELTCUP

RENNRODELN auf NATURBAHN 2010/11
UNTERAMMERGAU (GER)

Einsitzer HERREN - singles MEN

Offizielles Ergebnis - official results



| Rng Rnk | Stn. Stn. | Teilnehmer Competitor | Nat Nat | Zwischen- und Sequenzzeiten Intermediate and sequence times | Zielzeit Fin.time | Diff Diff | Pkt Pts |
|------------|--------------|--------------------------|------------|--|----------------------|--------------|------------|
|------------|--------------|--------------------------|------------|--|----------------------|--------------|------------|

Bewerbsstatistik:

Für die Richtigkeit - Certified correct

Gemeldete Teilnehmer: 32
nicht in der Wertung:
Gewertete Teilnehmer: 32

Rennleiter:
NOLL Hans /

Juryvorsitzender:
ROWOLD Oliver / GER

13.02.2011

UNTERAMMERGAU (GER)

Seite/Page 5 von/from 5

RODELAUSWERTUNGSPROGRAMM V.2010 © MALL Karl
www.sportedv.com

Lizenz : Fédération Internationale de Luge de Course (FIL)

www.fil-luge.org

Zeitmessung: Gindhart Thomas
Auswertung : SPORTEDEV MALL Karl



pro aurum
Edelmetalle. Münzen. Barren.